

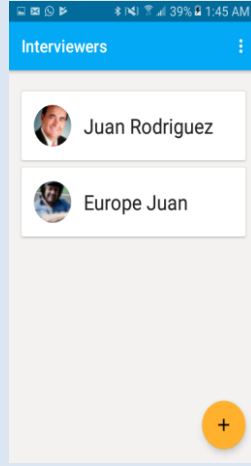


How to Update the Oral Genealogies Mobile App

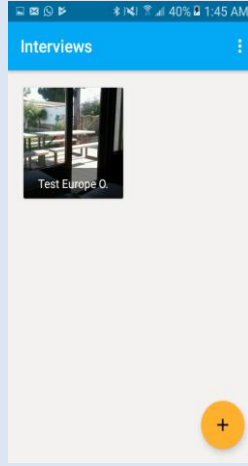
1. Open the Oral Genealogies App



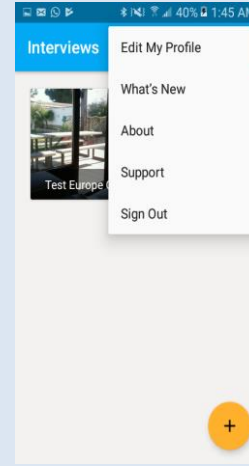
2. Sign in as a Contractor or an Interviewer



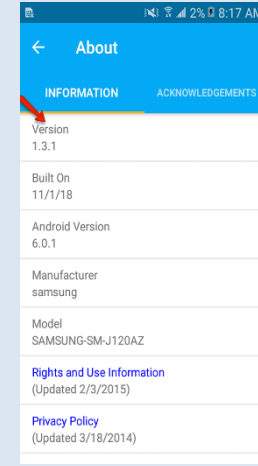
3. Tap the 3 white dots in the top right corner



4. Tap [About]



5. Check Version number

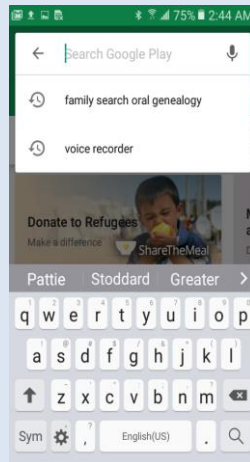


TO CHECK VERSION:

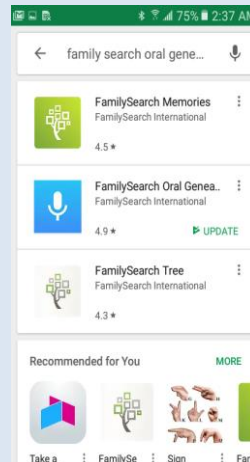
1. Tap on [Play Store]



2. Search for "family search oral genealogy"




3. Tap [UPDATE]



4. Tap [Update]



5. Tap [OPEN]



TO UPDATE:

Your app is now updated