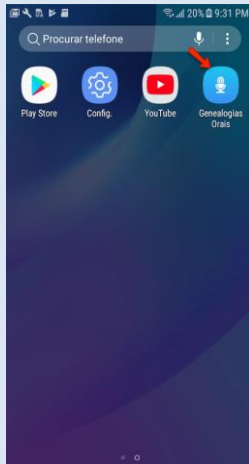


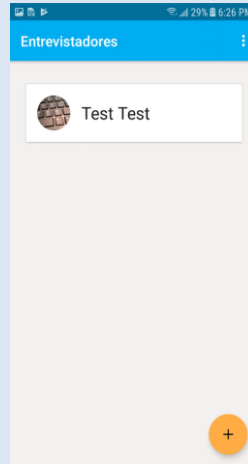


Como Atualizar o Aplicativo Móvel Oral Genealogies

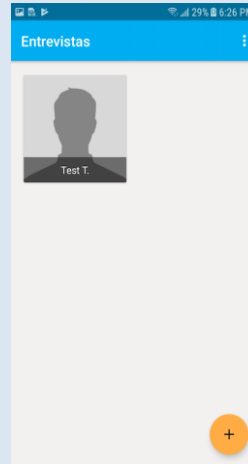
1. Abra o aplicativo Genealogies Oraís



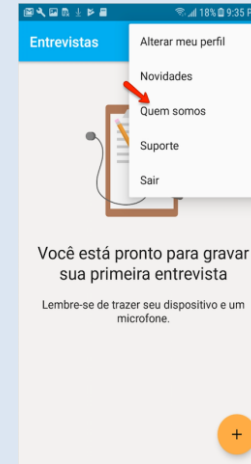
2. Entre como um contratante ou um entrevistador



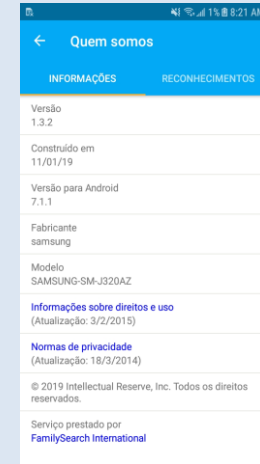
3. Clique nos 3 pontos brancos no canto superior direito



4. Clique [Quem somos]



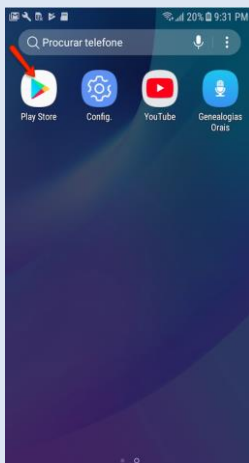
5. Verifique o número da versão



PARA VERIFICAR A VERSÃO:

Se não for a versão 1.3.2, atualize

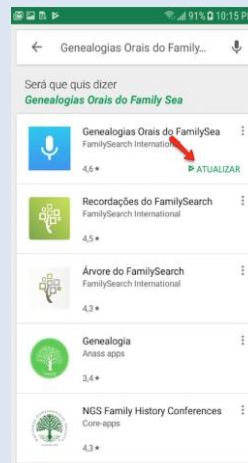
1. Clique [Play Store]



2. Procure por "Genealogies Oraís do FamilySearch"



3. Clique [ATUALIZAR]



4. Clique [ATUALIZAR]



5. Clique [ABRIR]



ATUALIZAR:

Seu aplicativo agora está atualizado