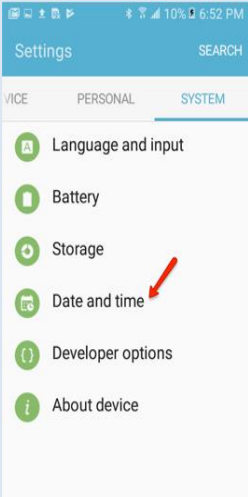




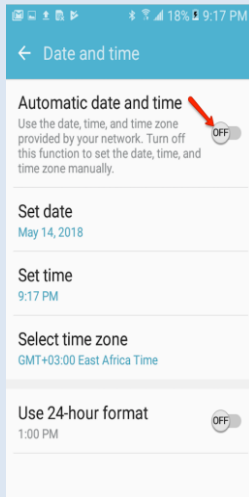
# Contractor: Mobile Phone Set-Up

Every mobile phone needs to have the date/time set correctly, and GPS activated.

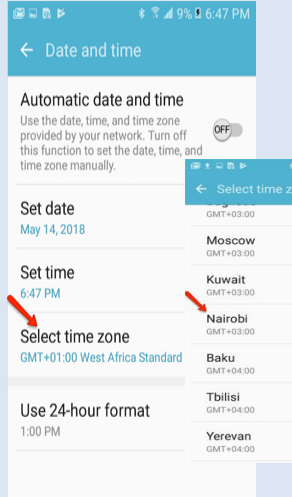
1. Open Settings | SYSTEM. Tap [Date and time]



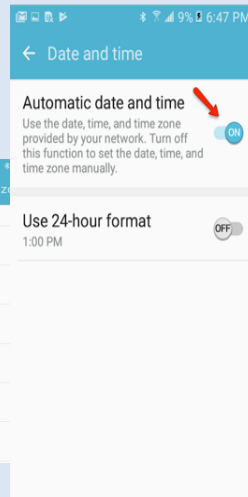
2. Turn the "Automatic date and time" off



3. Tap [Select time zone]. Tap the correct location

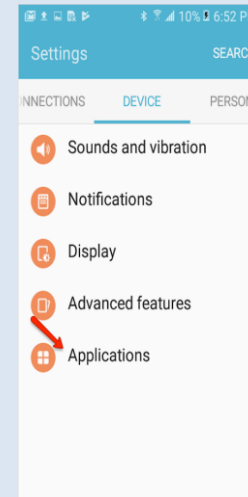


4. Turn the "Automatic date and time" ON again

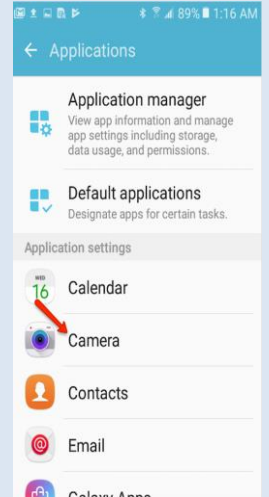


How to Activate the GPS:

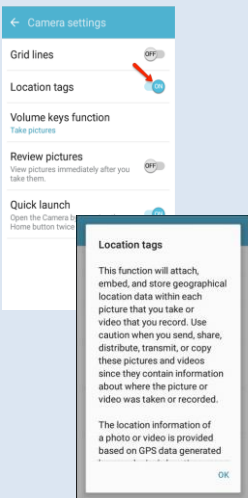
1. Open Settings | DEVICE. Tap [Applications]



2. Tap [Camera]

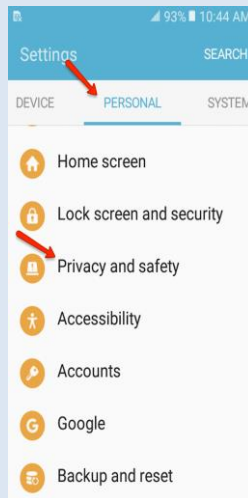


3. Turn the "Location tags" ON, Tap [OK]

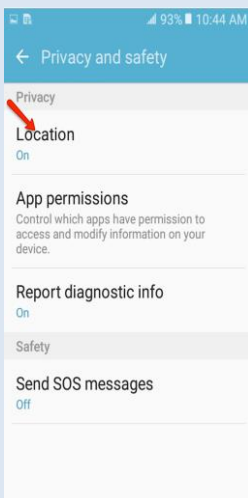


Return to Settings

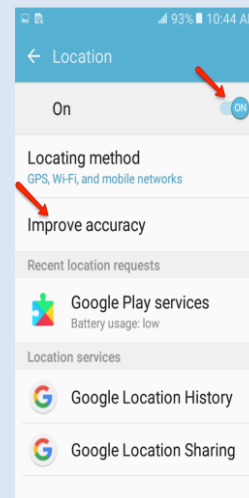
1. Open Settings | PERSONAL. Tap [Privacy and safety]



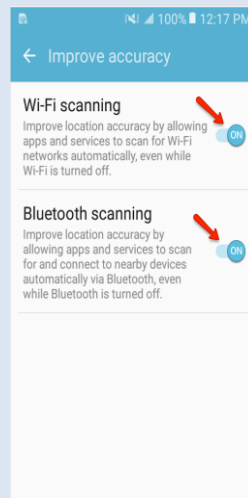
2. Tap [Location]



3. Turn Location ON. Tap [Improve accuracy]



4. Turn "Wi-Fi scanning" and "Bluetooth scanning" ON



Finished